

ELECTRICITY + GAS + WATER



WIRING

Wiring standards must conform to IEE regulations.

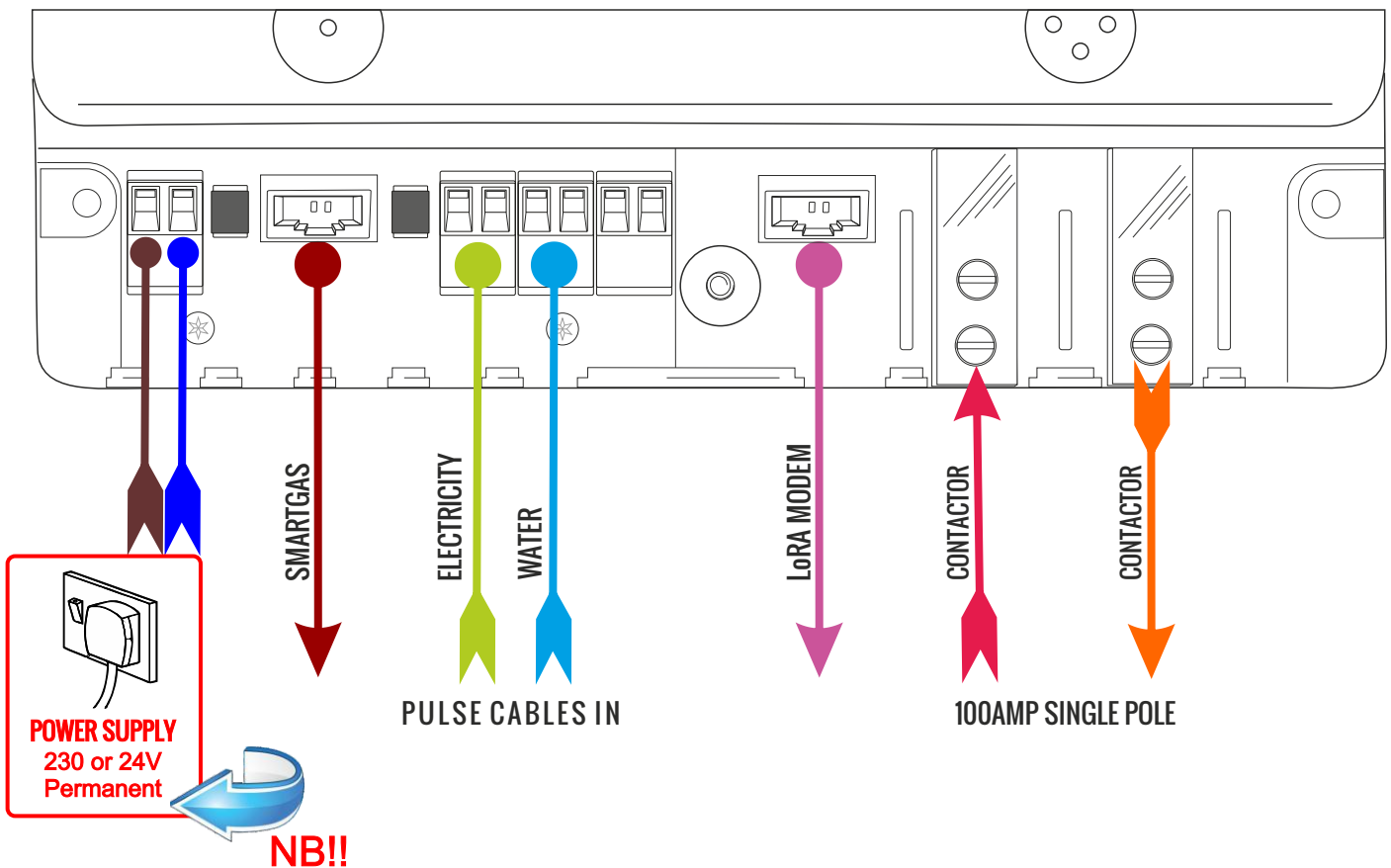
It is recommended to use shielded cable manufactured to BS4360 Class 5 or VDE0295 Class 5

Wiring block list - Terminals are marked on the PCB

Remove Terminal Cover to expose wiring block

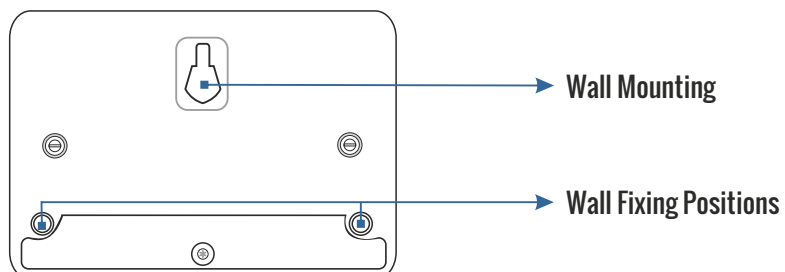
SURGE PROTECTION is recommended

Permanent Power Supply for each Smartlink45 required

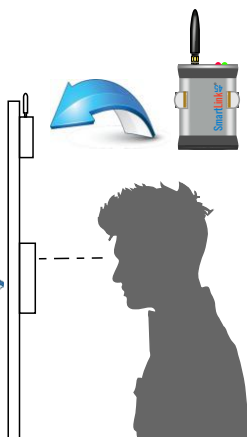


MOUNTING

The SmartLink45 is designed for wall mounting, a screw case hanging position is located at the top in the centre of the case with two wall fixing positions located under the terminal cover.



MODEM INSTALLATION



PLEASE ensure that the meters can be easily read by the tenants

- Do not install under metal sinks or cupboards
- Ensure the aerial is upright and not installed sideways
- Keep in mind that the unit needs to communicate with other LoRa devices, so the signal needs to be good.

INDICATOR LIGHTS



- **RED** light ON : **Power**
- **GREEN** light FLASHING : **Connecting to the network**
- **GREEN** slow PULSE : **Connected**

PLEASE contact our Engineer once you have **FINISHED** the **INSTALLATION**, to ensure we can communicate with the meter. Further instructions will be given to you by our team.



01524 555 929

SCREENS

The following screens are available to view.



NEXT / SCROLL



DEFAULT TO MAIN SCREEN

CR **£ 0.00**

SCREEN 1 CREDIT amount available on the meter. This will be shown in your currency.

GA **0.0 m³**

SCREEN 2 GAS usage total in cubic metres

EL **0.0 KWh**

SCREEN 3 ELECTRICITY usage total in KWh.

WA **0.0 m³**

SCREEN 4 WATER usage total in cubic metres

CREDIT READINGS

CR - CREDIT - ELECTRICITY ON **EMERGENCY CREDIT AVAILABLE**
DB - DEBIT - ELECTRICITY OFF

EC - EMERGENCY CREDIT - ELECTRICITY ON **EMERGENCY CREDIT USED**
ED - EMERGENCY DEBIT - ELECTRICITY OFF



PLEASE NOTE ONCE ALL THE EMERGENCY DEBIT AMOUNT HAS BEEN USED IE. MAX AMOUNT MINUS £ 5.00 - ALL UTILITIES WILL BE TURNED OFF

Once the Debit (DB) or EMERGENCY credit has been used, when you next top-up, the amount will be deducted off the amount credited. ie. Used Credit £ 7.00 - Top up £ 10.00 = Available Credit £ 3.00

EMERGENCY CREDIT

To activate the EMERGENCY CREDIT facility press and hold both the **BLUE** buttons together for 5 seconds.



and **GREEN**

